



# BNY Mellon Small Cap Growth Fund

**FACT SHEET**  
**June 30, 2022**

Class I **SSETX** ★★★★★ Class Y **SSYGX** ★★★★★

Morningstar Rating™ based on risk-adjusted returns as of 6/30/2022 for the fund's Class I and Y shares; other classes may have different performance characteristics. Overall rating for the Small Growth category. Fund ratings are out of 5 stars: Overall 4 stars Class I and Y (582 funds rated); 3 Yrs. 3 stars Class I and Y (582 funds rated); 5 Yrs. 4 stars Class I and Y (531 funds rated); 10 Yrs. 4 stars Class I and Y (extended rating) (395 funds rated). **Past performance is no guarantee of future results.\***

**CUSIP**  
Class I 05586X702  
Class Y 05588D787

**Assets for the Fund**  
\$17,664,202

**Holdings<sup>2</sup>**  
88

**Dividend Frequency**  
Annually

**Morningstar Category**  
Small Growth

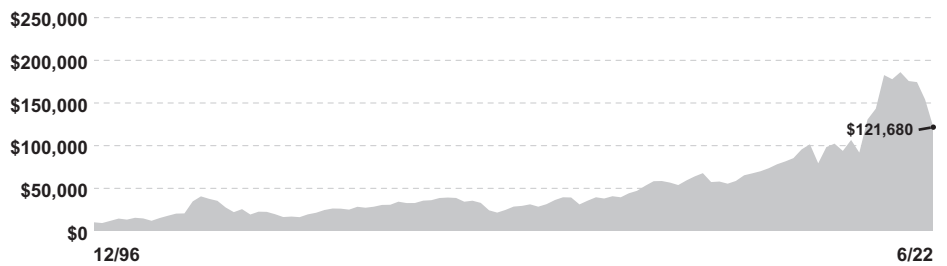
**Lipper Category**  
Small-Cap Growth Funds

**Sub-Adviser**



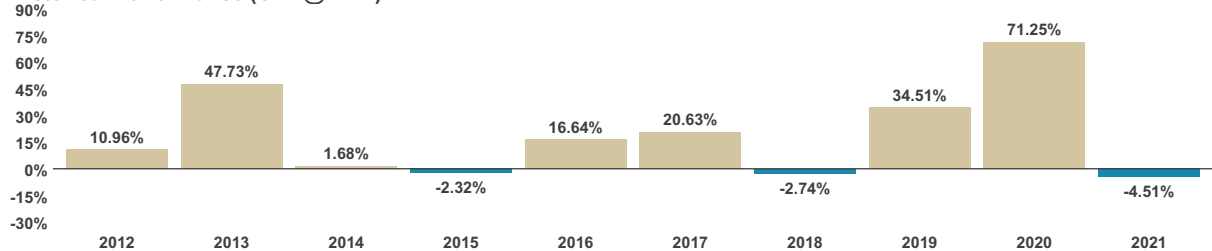
**Investment Adviser**  
BNY Mellon Investment Adviser, Inc.

**Growth of a \$10,000 Investment**  
A hypothetical \$10,000 investment in the fund's Class I shares on 12/23/96 would have been worth \$121,680 on 6/30/22.



Assumes reinvestment of dividends and capital gains. Performance for the fund's other share classes would vary.

### Historical Performance (CL.I @ NAV)<sup>3</sup>



### Average Annual Total Returns (6/30/22)<sup>1</sup>

Share Class/Inception Date	3 M	YTD	1 Yr	3 Yr	5 Yr	10 Yr
Class I (NAV) 12/23/96	-21.00%	-30.25%	-34.64%	5.93%	10.59%	12.32%
Class Y (NAV) 07/01/13	-20.99%	-30.26%	-34.64%	5.92%	10.61%	12.34%
Russell 2000® Growth Index <sup>4</sup>	-19.25%	-29.45%	-33.43%	1.40%	4.80%	9.30%

The performance data quoted represents past performance, which is no guarantee of future results. Share price and investment return fluctuate, and an investor's shares may be worth more or less than original cost upon redemption. Current performance may be lower or higher than the performance quoted. Performance for periods less than 1 year is not annualized. Go to [im.bnymellon.com](http://im.bnymellon.com) for the fund's most recent month-end returns. The net expense ratio(s) reflect a contractual expense reduction agreement through 2/1/2023, without which, the returns would have been lower. Total Expense Ratios: Class I 1.57%, Class Y 1.48%. Net Expense Ratios: Class I 1.00%, Class Y 1.00%. Not all classes of shares may be available to all investors or through all broker-dealer platforms.

<sup>1</sup>Investors should consider, when deciding whether to purchase a particular class of shares, the investment amount, class restrictions, anticipated holding period and other relevant factors. <sup>2</sup>Portfolio composition is as of 6/30/2022 and is subject to change at any time. <sup>3</sup>Performance figures may reflect reimbursements or fee waivers, without which the performance would have been lower. <sup>4</sup>Source: FactSet. The **Russell 2000® Growth Index** measures the performance of the small-cap growth segment of the U.S. equity universe. It includes those Russell 2000 companies with higher growth earning potential as defined by Russell's leading style methodology. The Russell 2000® Growth Index is constructed to provide a comprehensive and unbiased barometer for the small-cap growth segment. The index is completely reconstituted annually to ensure larger stocks do not distort the performance and characteristics of the true small-cap opportunity set and that the represented companies continue to reflect growth characteristics. Investors cannot invest directly in any index.

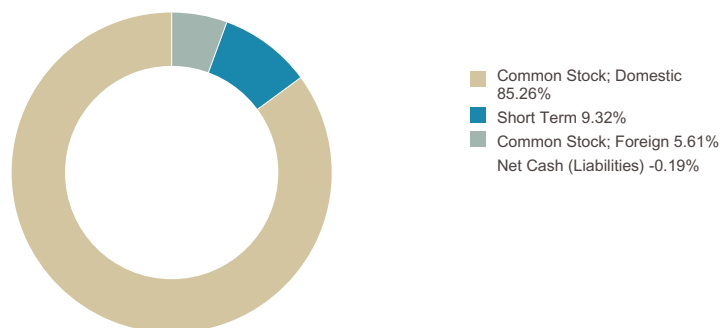
"Newton" and/or the "Newton Investment Management" brand refers to Newton Investment Management Limited. Newton is incorporated in the United Kingdom and is authorized and regulated by the Financial Conduct Authority in the conduct of investment business. Newton is registered with the U.S. Securities and Exchange Commission (SEC) as an investment adviser. Newton is a subsidiary of The Bank of New York Mellon Corporation.

Not FDIC-Insured. Not Bank-Guaranteed. May Lose Value.

# BNY Mellon Small Cap Growth Fund

Class I **SSETX** Class Y **SSYGX**

## Asset Allocation<sup>1</sup>



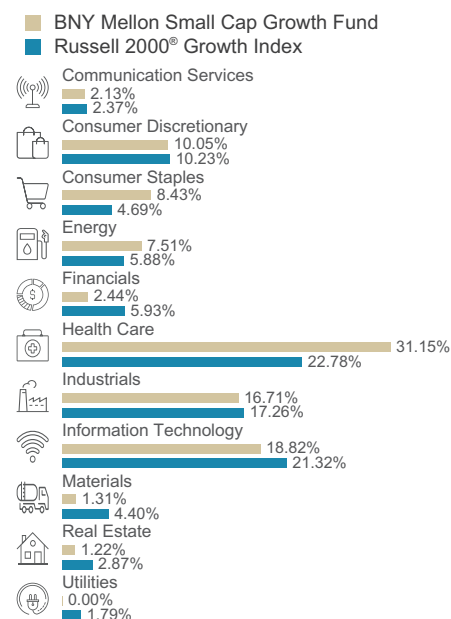
## Top Ten Holdings<sup>1</sup>

Grocery Outlet Holding Corporate	4.92%
Planet Fitness Inc	3.97%
EQT Corp	3.53%
Biohaven Pharmaceutical Holding Co Ltd	3.36%
PRIVIA HEALTH GROUP INC	3.02%
Cactus Inc	2.91%
Rapid7 Inc	2.74%
CACI International Inc	2.62%
Mercury Systems Inc	2.38%

IRhythm Technologies Inc 2.31%

The holdings listed should not be considered recommendations to buy or sell a security. Large concentrations can increase share price volatility.

## Sector Allocation<sup>1,2</sup>



## Goal/Approach

The fund seeks long-term growth of capital. The fund invests, under normal circumstances, at least 80% of its net assets in equity securities of small-cap U.S. companies. The fund focuses on companies with market capitalizations that are equal to or less than the total market capitalization of the largest company included in the Russell 2000 Growth Index. The portfolio managers focus on what they view as high-quality companies, especially those with products or services that are believed to be leaders in their market niches.

## Portfolio Management

The fund is managed by a team of investment professionals employed by Newton Investment Management North America, LLC (Newton). The team members who are jointly and primarily responsible for managing the fund's portfolio are John Porter, the lead portfolio manager, Karen Behr, Todd W. Wakefield, CFA, and Robert C. Zeuthen, CFA. Mr. Porter has been a primary portfolio manager of the fund since March 2017. He is Chief Investment Officer and Head of Equity at Newton. Ms. Behr has been a primary portfolio manager of the fund since September 2021. She is a portfolio manager at Newton. Messrs. Wakefield and Zeuthen have been primary portfolio managers of the fund since April 2013, and each is a research analyst at Newton.

**Investors should consider the investment objectives, risks, charges and expenses of a mutual fund carefully before investing. To obtain a prospectus, or a summary prospectus, if available, that contains this and other information about a fund, contact your financial professional or visit [im.bnymellon.com](http://im.bnymellon.com). Read the prospectus carefully before investing. Investors should discuss with their financial professional the eligibility requirements for Class I and Y shares, which are available only to certain eligible investors, and the historical results achieved by the fund's respective share classes.**

BNY Mellon Investment Adviser, Inc., Newton Investment Management North America, LLC and BNY Mellon Securities Corporation are subsidiaries of The Bank of New York Mellon Corporation. BNY Mellon is the corporate brand of The Bank of New York Mellon Corporation.

<sup>1</sup>Source: Morningstar. The Morningstar Rating™ for funds, or "star rating," is calculated for managed products with at least a 3-year history. It is calculated based on a Morningstar Risk-Adjusted Return measure that accounts for variation in a managed product's monthly excess performance (not including the effects of sales charges, loads and redemption fees if applicable), placing more emphasis on downward variations and rewarding consistent performance. Managed products, including open-end mutual funds, closed-end funds and exchange-traded funds, are considered a single population for comparative purposes. The top 10% of products in each product category receive 5 stars, the next 22.5% receive 4 stars, the next 35% receive 3 stars, the next 22.5% receive 2 stars, and the bottom 10% receive 1 star. The Overall Morningstar Rating for a managed product is derived from a weighted average of the performance figures associated with its 3-, 5-, and 10-year (if applicable) Morningstar Rating metrics. ©2022 Morningstar, Inc. All rights reserved. The information contained herein: (1) is proprietary to Morningstar and/or its content providers; (2) may not be copied or distributed; and (3) is not warranted to be accurate, complete, or timely. Neither Morningstar nor its content providers are responsible for any damages or losses arising from any use of this information. **Past performance is no guarantee of future results.** The fund represents a single portfolio with multiple share classes that have different expense structures. Other share classes may have achieved different results. Ratings do not reduce investment risk and are subject to change.

<sup>1</sup>Portfolio composition is as of 6/30/2022 and is subject to change at any time. <sup>2</sup>Source: Newton.

**Risks:** Equities are subject to market, market sector, market liquidity, issuer, and investment style risks, among other factors, to varying degrees. **Small and midsize company stocks** tend to be more volatile and less liquid than larger company stocks as these companies are less established and have more volatile earnings histories. *Recent market risks include pandemic risks related to COVID-19. The effects of COVID-19 have contributed to increased volatility in global markets and will likely affect certain countries, companies, industries and market sectors more dramatically than others. To the extent the fund may overweight its investments in certain countries, companies, industries or market sectors, such positions will increase the fund's exposure to risk of loss from adverse developments affecting those countries, companies, industries or sectors.*

The information being provided is general information about our firm and its products and services. It should not be construed as investment advice or a recommendation with respect to any product or service and should not serve as a primary basis for investment decisions. Please consult a legal, tax or financial professional in order to determine whether an investment product or service is appropriate for a particular situation.